









With the Color-Logic software, white ink masks are automatically created as the file is processed, eliminating the need for creating white ink masks during design. The unique Color-Logic process permits using variable elements throughout the design -- from simple personalized text, to more complex techniques such as sequential numbering and variable images.

<b>Final Printed Variable Design</b> Digitally Printed Variable Data on Foil Substrate	<b>Variable White ink Separation</b> The colored areas show where the white ink prints	
 <p><i>Save the Date</i></p> <p><i>Lucy &amp; Duane are getting married!</i></p> <p>APRIL 16, 2015   SAN FRANCISCO, CALIFORNIA INVITATION TO FOLLOW</p>		Variable Metallic Foil Color
 <p><i>Save the Date</i></p> <p><i>Vicky &amp; Scott are getting married!</i></p> <p>JANUARY 11, 2015   PHOENIX, ARIZONA INVITATION TO FOLLOW</p>		Variable CMYK Design Element
 <p><i>Save the Date</i></p> <p><i>Sally &amp; Peter are getting married!</i></p> <p>MAY 23, 2015   JACKSONVILLE, FLORIDA INVITATION TO FOLLOW</p>		Variable CMYK Image
 <p><i>Save the Date</i></p> <p><i>Petra &amp; Jake are getting married!</i></p> <p>AUGUST 10, 2015   CHICAGO, ILLINOIS INVITATION TO FOLLOW</p>		Variable Metallic Foil Text

# Example Applications

